



A member of the Provet Group of Companies

A division of Provet NZ Pty Limited

Release Notes:

Version 337.1

Copyright Notice

Copyright © 1997-2008 Provet I.T. Pty Ltd ("Provet IT")
All rights reserved

The software contains proprietary information of Provet IT; it is provided under a license agreement containing restrictions on use and disclosure and is also protected by copyright law. Reverse engineering of the software is prohibited.

Due to continued product development this information may change without notice. The information and intellectual property contained herein is confidential between Provet IT and the client and remains the exclusive property of Provet IT. If you find any problems in the documentation, please report them to us in writing. Provet IT does not warrant that this document is error-free.

No part of this publication may be reproduced, stored in a retrieval system, or transmitted in any form or by any means, electronic, mechanical, photocopying, recording or otherwise without the prior written permission of Provet IT.

Provet IT
PO Box 6026 BHBC
Baulkham Hills NSW 2153
Australia
1300 650 468

Website: www.provet.com.au <http://www.provet.com.au/>

Contents

Copyright Notice	2
-------------------------	----------

Release notes VisionVPM v337.1	2
---------------------------------------	----------

Changes to the Clients Module.....	3
Changes to the Stock Module.....	6
Changes to the Payroll Module.....	7
Resolved Issues	8
General.....	8
Clients Module	9
Suppliers Module	11
Stock Module	12
Maintenance Module.....	14
Appointment Book.....	14

Index	1
--------------	----------

Release notes VisionVPM v337.1

This document identifies changes that have been made to VisionVPM in version 337.1

Release Date

The release date is 1 October 2008.

Intended Users

All of your staff must read this document.

Please familiarise yourself with the changes that have been made, as they will affect your work practices.

Getting Help

For queries regarding these changes, or for any assistance in getting the most from VisionVPM, please contact your local Provet IT support team.

	New Zealand	Australia
Phone	0800 847 876	1800 150 264

Changes to the Clients Module

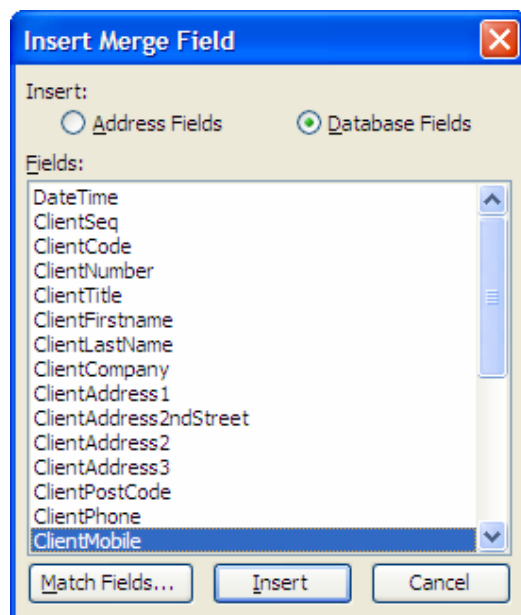
This section describes the changes that have been made to the **Clients** Module.

New merge field in New Document routine

Paths:

- ▶▶ **Clients > Client Details > select client > New Document.**
- ▶▶ **Clients > Client Details > select client > PAR > New Doc.**
- ▶▶ **Clients > Animal Details > select animal > New Document.**

The client's mobile number is now available as a merge field from the Client, PAR and Animal New Document facility.

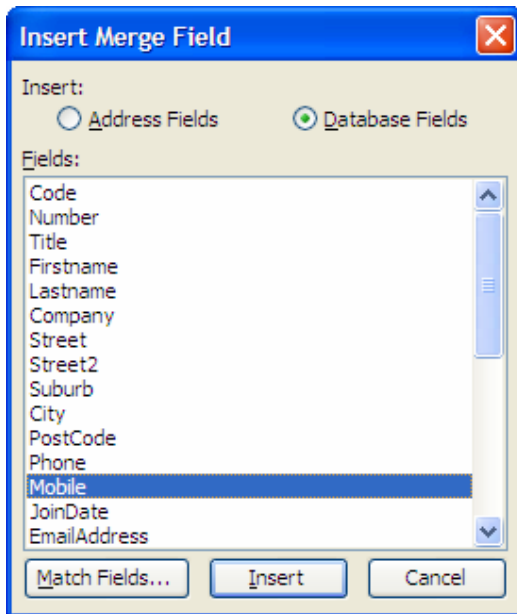


New merge field in Reminder and Marketing Schedules

Paths:

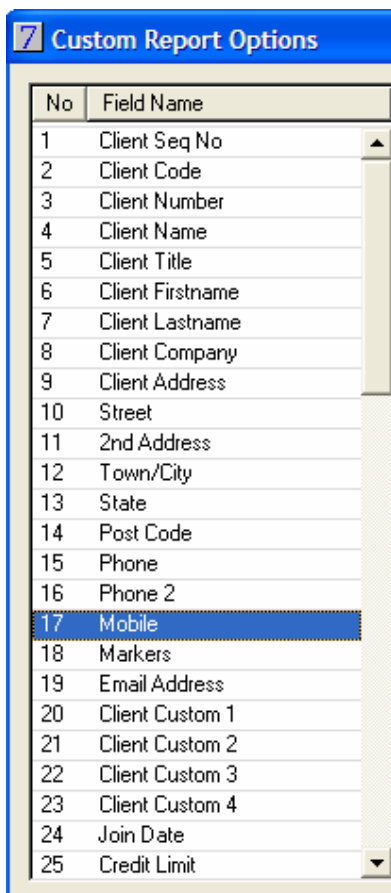
- ▶▶ **Clients > Reminder Schedule > select options > Run > Merge.**
- ▶▶ **Clients > Marketing Schedule > select options > Run > Merge.**

The client's mobile number is now available as a merge field in the Reminder Schedule and Marketing Schedule functions.



New merge field in Custom Report

Path: **Clients > Marketing Schedule > select options > Run > Custom.** The client's mobile number is now available as a merge field in the Custom Report Options window of the Marketing Schedule.



Mobile phone added to Client Information report

Path: **Clients** > **Client Details** > select client > **Reports** > **Client Information**.

The client's mobile phone number has been added to the Client Information report.

Report: Client Information

Client Info:

<i>Title:</i> Mrs	<i>Street:</i> Macmar	<i>Email:</i> eikske@skdfjkds.com
<i>First Name:</i> Rayna	<i>Suburb:</i> R D 2	<i>Phone:</i> 573-9896
<i>Last Name:</i> Cordell	<i>City:</i> MT MAUNGANUI	<i>Mobile:</i> 021 395691 91
<i>Number:</i> 6352		<i>Ph (extra):</i> Cellphone 021-999-465

Client Notes on Client Information report

Path: **Clients** > **Client Details** > select client > **Reports** > **Client Information**.

VisionVPM has been changed to display the client Notes only on the first page of the Client Information report.

Previously, the client Notes were displayed on every page of the Client Information report and depending on how many animals the client had, the report may have been very large.

Changes to the Stock Module

This section describes the changes that have been made to the **Stock** Module.

Zero Stock Take warning

Path: **Stock > Stock Taking > Stock Taking Options > Edit.**

A change has been made to VisionVPM to display the following warning, when you attempt to edit a zero stock take before zeroing the stock on hand amounts:



VisionVPM will check that you have selected the **Use a zero stocktake** check box in **Maintenance > System Defaults > Stock** tab.

Changes to the Payroll Module

This section describes the changes that have been made to the **Payroll** Module.

Note: The **Payroll** module is only available in New Zealand.

New PAYE rates

VisionVPM has been changed to comply with the new IRD PAYE rates. The new PAYE rates take effect from the first pay period that ends on or after 1 October 2008.

For further information please refer to the following website:

<http://www.ird.govt.nz/calendars-dates/reminders/reminder-2008-10-01-tax-rate-change.html>

Resolved Issues

The following issues have been resolved in this build:

General

- » Warning message not displayed when closing VisionVPM.
- » Reminder Notified Date applied to all reminders.

Clients

- » Incorrect order on batch invoice lines.
- » Access denied to Lost/Found Animals.
- » Inability to edit PARs.
- » Discount not applied.
- » Referral vet postcode not displayed.
- » Invoices incorrectly saved.

Suppliers

- » Invoices not displayed on Supplier Invoice List window.
- » Inactive stock records on downloaded invoices.
- » Incorrect Provet Cost on stock records.
- » Supplier invoices not displayed on Supplier List.

Stock

- » Department Balances displayed incorrectly.
- » Incorrect stock record displayed.
- » eSend Options window remained open.

Maintenance

- » Ability to delete stock records with stock on hand quantity.

Appointment List

- » Payment details not displayed in the Appointment List window.
- » Incorrect timeslot selected.

General

Warning message not displayed when closing VisionVPM

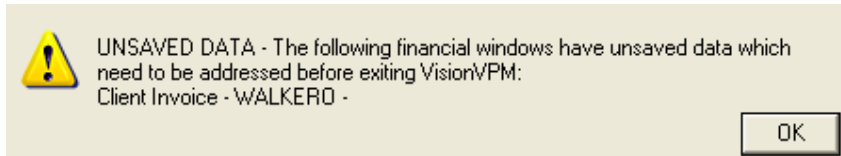
Path: **File > Exit**.

VisionVPM did not display the warning message when you closed VisionVPM with unsaved windows open. This only occurred when you had taken the following steps:

- 1) Inserted and saved an invoice.

- 2) Opened another window in VisionVPM.
- 3) Opened the saved invoice from the Client Activity window.
- 4) Deleted an invoice line.
- 5) Closed VisionVPM.

Now, VisionVPM will display the warning message, similar to the one below, when you are attempting to close VisionVPM and have open unsaved windows.



Reminder Notified Date applied to all reminders

Path: **Navigator** > **Reminders** > select clients > **Notified**.

VisionVPM entered a Notified date on all clients displayed in the Reminder List window, regardless whether they were selected or not.

Now, VisionVPM will only apply the Notified date to the selected clients.

Clients Module

Incorrect order on batch invoice lines

Path: **Clients** > **Batch Invoice** > select invoice.

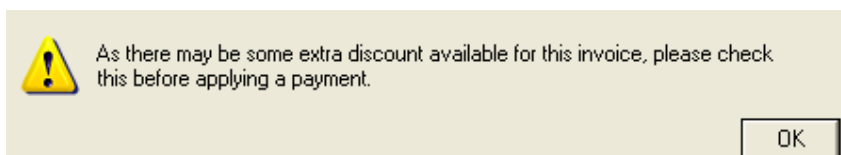
When editing an invoice, the lines on the invoice were displayed in the incorrect order. This only occurred when the invoice was selected from the Client Invoice List window.

Discount not applied

Path: **Clients** > **Client Details** > select client > **Invoice** > enter invoice details > **Payment**.

VisionVPM did not apply a discount when you clicked the **Payment** button on a client invoice. This was only an issue if you had chosen to display a Discount line on the invoice and you had not saved the invoice.

Now, when you make a payment and a discount should be applied, VisionVPM will display the following message.



When you click **OK**, VisionVPM will display the Client Stock Discount window, from where you can apply the discount.

Access denied to Lost/Found Animals

Path: **Clients > Lost/Found Animals**.

When your access did not include Financial Reports VisionVPM disallowed you access to the Lost/Found Animals option.

This issue has been resolved and VisionVPM will allow you access to the Lost/Found Animals option.

Inability to edit PARs

Path: **Clients > Client Details > select client > PAR > Insert**.

In certain circumstances, after inserting a Prescription Animal Remedy for a client, VisionVPM would not allow you to edit the PAR.

Now, you can edit all PARs.

Discount not applied

Path: **Clients > Animal Details > select animal > Record > Insert > Drugs > Save > Invoice**.

When invoicing a stock item through the Clinical Record window VisionVPM was not including the discount in the stock item.

Now, VisionVPM will apply all qualifying discounts on an invoice.

Referral vet postcode not displayed

Path: **Clients > Animal Details > select animal > Referral Vet > Insert**.

In the previous version, VisionVPM was omitting the postcode when you entered a new referral vet.

Now, the correct postcode will be displayed on all new referral vet records.

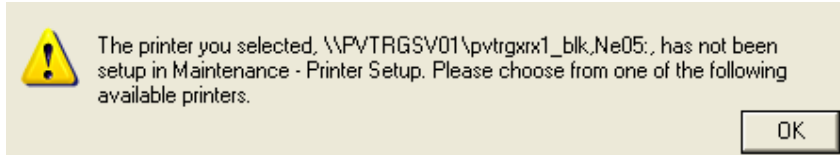
Invoices incorrectly saved

Path: **Clients > Client Details > select client > Invoice > Print**.

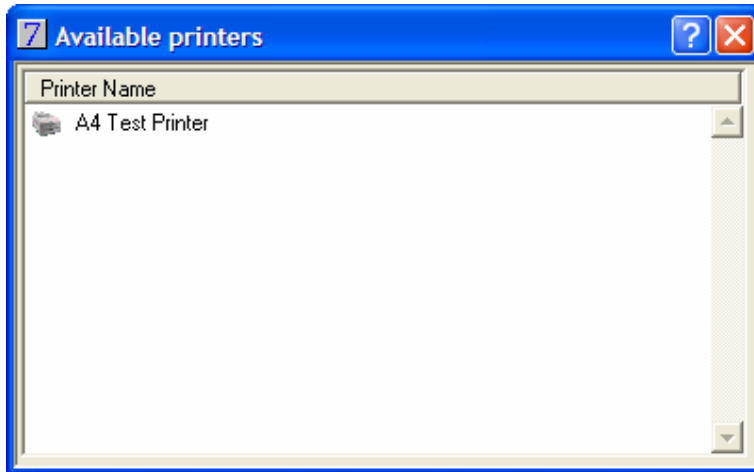
VisionVPM did not save all invoice lines when the following occurred:

- 1) You had selected the **Use printers added to printer setup only** check box in **Maintenance > System Defaults > System** tab.
- 2) You attempted to print to a printer not set up in **Maintenance > Printer Setup**.

3) You clicked the OK button to the following message.



4) You clicked the X on the Available printers window, similar to below:



Now, you will need to select a printer from the Available printers window and then the invoice will be saved correctly.

Suppliers Module

Invoices not displayed on Supplier Invoice List window

Path: **Suppliers > Supplier Invoice.**

In certain circumstances VisionVPM did not display all supplier invoices which had been created in the selected date range.

Now, VisionVPM displays all supplier invoices which have been created in the selected date range.

Inactive stock records on downloaded invoices

Paths:

- ▶▶ **Suppliers > Provet Options > Check for New Invoices.**
- ▶▶ **Stock > eSend Options > Provet > Check for New Invoices.**

Previously, VisionVPM allowed inactive stock records to be downloaded from Provet e-Order. This occurred when two stock records contained the same Provet supplier code.

Now, VisionVPM will check that only active stock records will be downloaded.

Incorrect Provet Cost on stock records

Paths:

▶▶ **Suppliers > Provet Options > Check for New Invoices.**

▶▶ **Stock > eSend Options > Provet > Check for New Invoices.**

Previously, when downloading Provet e-Order invoices and the Provet Price Update window was displayed, in certain circumstances VisionVPM displayed the incorrect cost.

This only occurred when you had selected the **After each download display any items that differ on the Product Update window** option in the Provet Setup window.

Now, VisionVPM will correctly display the cost amount on each stock item.

Supplier invoices not displayed on Supplier List

Path: **Suppliers > Supplier Invoice.**

Previously, in certain circumstances VisionVPM did not display supplier invoices on the Supplier List window.

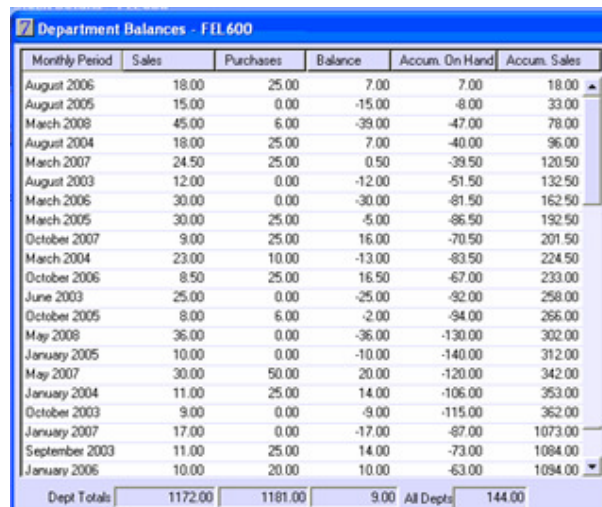
This issue has been corrected and now all supplier invoices will be displayed for the selected date range on the Supplier List window.

Stock Module

Department Balances displayed incorrectly

Path: **Stock > Stock Details > select stock item > Dept > select date range > OK.**

Previously, VisionVPM did not display the monthly balances on the Department Balances window in order.



Monthly Period	Sales	Purchases	Balance	Accum. On Hand	Accum. Sales
August 2006	18.00	25.00	7.00	7.00	18.00
August 2005	15.00	0.00	-15.00	-8.00	33.00
March 2008	45.00	6.00	-39.00	-47.00	78.00
August 2004	18.00	25.00	7.00	-40.00	96.00
March 2007	24.50	25.00	0.50	-39.50	120.50
August 2003	12.00	0.00	-12.00	-51.50	132.50
March 2006	30.00	0.00	-30.00	-81.50	162.50
March 2005	30.00	25.00	-5.00	-86.50	192.50
October 2007	9.00	25.00	16.00	-70.50	201.50
March 2004	23.00	10.00	-13.00	-83.50	224.50
October 2006	8.50	25.00	16.50	-67.00	233.00
June 2003	25.00	0.00	-25.00	-92.00	258.00
October 2005	8.00	6.00	-2.00	-94.00	266.00
May 2008	36.00	0.00	-36.00	-130.00	302.00
January 2005	10.00	0.00	-10.00	-140.00	312.00
May 2007	30.00	50.00	20.00	-120.00	342.00
January 2004	11.00	25.00	14.00	-106.00	353.00
October 2003	9.00	0.00	-9.00	-115.00	362.00
January 2007	17.00	0.00	-17.00	-87.00	1073.00
September 2003	11.00	25.00	14.00	-73.00	1084.00
January 2006	10.00	20.00	10.00	-63.00	1094.00
Dept Totals	1172.00	1181.00	9.00	All Depts	144.00

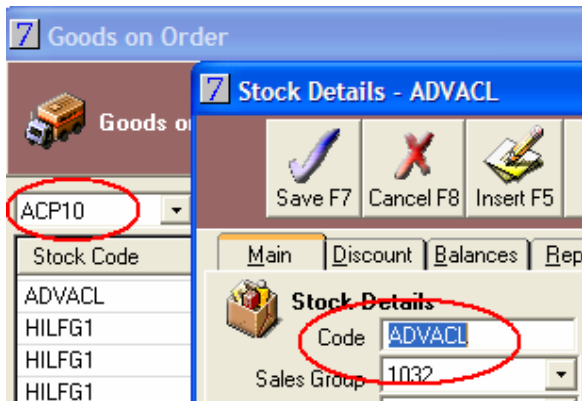
Now, the monthly balances are displayed in correct chronological order.

Incorrect stock record displayed

Paths:

- ▶▶ **Stock > Stock Ordering > Stock Reorder.**
- ▶▶ **Stock > Stock Ordering > Goods on Order.**

Previously, VisionVPM displayed the incorrect Stock Details window when you had inserted a new stock record to order and clicked the **Stock** button.

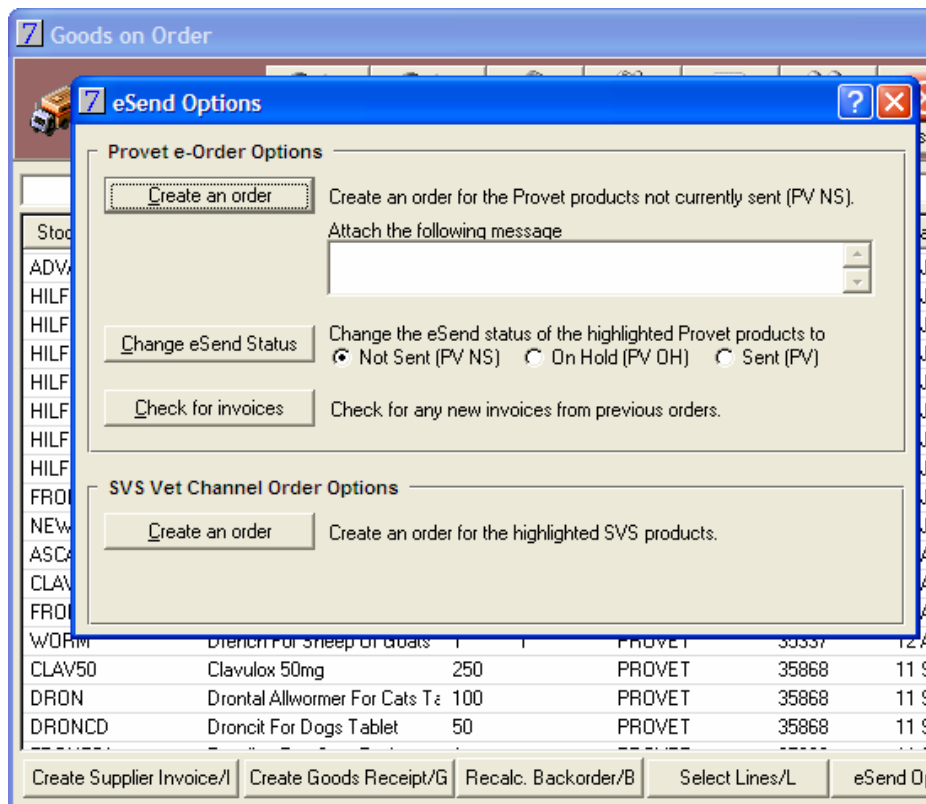


Now, VisionVPM will display the correct Stock Details window for the newly inserted stock record.

eSend Options window remained open

Path: **Stock > Stock Ordering > Goods on Order.**

In the previous version, when you had selected to send the stock items via Provet e-Order, VisionVPM did not automatically close the eSend Options window.



VisionVPM will now automatically close the eSend Options window and refresh the Goods on Order window.

Maintenance Module

Ability to delete stock records with stock on hand quantity

Path: **Maintenance > Database Maintenance > General Maintenance > Delete Clients/Stock/Suppliers.**

Previously, VisionVPM allowed you to delete stock record with a stock on hand quantity from the Delete Multiple Records window.

VisionVPM has been changed so any stock records with a stock on hand quantity will not be displayed on this window.

Appointment Book

Payment details not displayed in the Appointment List window

Path: **Main menu > Appointment List.**

VisionVPM did not display the payment details of an appointment when the following steps had occurred:


- 1) Invoice created and saved from Clinical Record window.
- 2) Invoice edited and saved from the Appointment List window.
- 3) Edit button clicked to enable payment to be made.
- 4) Payment created and saved.

Now, VisionVPM will display payment details correctly in the Appointment List window.

Incorrect timeslot selected

Path: **Main > Appointment List > Next F3.**

Previously, if you clicked Next F3 to go to the following day in the Appointment List window, VisionVPM would select the timeslot adjacent to the last appointment or blocked timeslot of that day.



4:45 PM			
5:00 PM		Ms Sue Walkersmith&Something Barney - vax Vet Code: PJ	
5:15 PM			

VisionVPM will now select the first appointment timeslot of the day.

Index

A

- Ability to delete stock records with stock on hand quantity • 14
- Access denied to Lost/Found Animals • 10
- Appointment Book • 14

C

- Changes to the Clients Module • 3
- Changes to the Payroll Module • 7
- Changes to the Stock Module • 6
- Clients Module • 9
- Copyright Notice • 2

D

- Department Balances displayed incorrectly • 12
- Discount not applied • 10

E

- eSend Options window remained open • 13

G

- General • 8

I

- Inability to edit PARs • 10
- Inactive stock records on downloaded invoices • 11
- Incorrect order on batch invoice lines • 9
- Incorrect Provet Cost on stock records • 11
- Incorrect stock record displayed • 13
- Incorrect timeslot selected • 15
- Invoices incorrectly saved • 10
- Invoices not displayed on Supplier Invoice List window • 11

M

- Maintenance Module • 14

P

- Payment details not displayed in the Appointment List window • 14

R

- Referral vet postcode not displayed • 10
- Release notes VisionVPM v337.1 • 2
- Reminder Notified Date applied to all reminders • 9

- Resolved Issues • 8

S

- Stock Module • 12
- Supplier invoices not displayed on Supplier List • 12
- Suppliers Module • 11

W

- Warning message not displayed when closing VisionVPM • 8